




Art is about expressing yourself visually.



Providing the rich soil that enables our children to develop deep roots and flourish.

Artists are creative and observant.

Topic:	Skills:	Key Vocabulary:
 <p>Drawing</p>	<ul style="list-style-type: none"> • Use different hardnesses of pencils to show line, tone and texture. • Annotate sketches to explain and elaborate ideas. • Sketch lightly (no need to use a rubber to correct mistakes). • Use shading to show light and shadow. • Use hatching and cross hatching to show tone and texture. • Develop ideas from starting points throughout the curriculum. • Collect information, sketches and resources. • Adapt and refine ideas as they progress. • Explore ideas in a variety of ways. • Comment on artworks using visual language. 	<p>sketch, hatch, cross hatch, shade, media, materials, form, line, pattern, texture, tone, light, shade, perspective</p>
Subject:	Duration:	Celebration:
Art	One week – w/c 18.03.24	Web Art Exhibition
Things to support learning at home:		Focus Value:
<ul style="list-style-type: none"> • Investigate how artists use shading to show light and shadow. You might like to use a range of artists from the Renaissance to modern day hyperrealism. • Create your own Ben Heine inspired art work at home 		<div style="display: flex; justify-content: space-around; align-items: center;"> <div style="text-align: center;">  <p>Albrecht Durer</p> </div> <div style="text-align: center;">  <p>Hector Gonzales</p> </div> </div> <p style="text-align: center; font-size: 24px; font-weight: bold;">Perseverance</p>



Challenge

Keep on Improving

Never Give Up

Concentration

Be Calm

Cooperate